



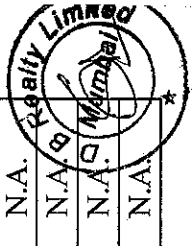
**(D)(a) Statement showing Shareholding Pattern**

**Name of the Company : D B Realty Limited**  
**Scrip Code, Name of the scrip, class of security : DBREALTY**  
**As on Date : 30-Sep-2013**

| Partly paid-up shares   | No. of partly paid-up shares  | As a % of total no. of partly paid-up Shares  | As a % of total no. of shares of the company   |
|---|-------------------------------|---|--|
| Held by promoter/promoter group   | 0                             | 0   | 0  |
| Held by public  | 0                             | 0   | 0  |
| <b>Total</b>  | 0                             | 0   | 0  |
| Outstanding convertible securities  | No. of outstanding securities | As a % of total no. of outstanding convertible securities   | As a % of total no. of shares of the company, assuming full conversion of the convertible securities |
| Held by promoter/promoter group   | 0                             | 0   | 0  |
| Held by public  | 0                             | 0   | 0  |
| <b>Total</b>  | 0                             | 0   | 0  |
| Warrants  | No. of warrants               | As a % of total no. of warrants   | As a % of total no. of shares of the company, assuming full conversion of Warrants                   |
| Held by promoter/promoter group   | 0                             | 0   | 0  |
| Held by public  | 0                             | 0   | 0  |
| <b>Total</b>  | 0                             | 0   | 0  |
| Total paid-up capital of the company, assuming full conversion of warrants and convertible securities | 243258782                     | Rs.2432587820 (Rupees Two Hundred Forty Three Crores Twenty Five Lakhs Eighty Seven Thousand Eight Hundred and Twenty Only divided into Twenty Four Crores Thirty Two Lakhs Fifty Eight Thousand Seven Hundred and Eighty Two Equity Shares of Rs. 10 each fully paid up. The Company does not have partly paid shares or outstanding securities or warrants. |  |

**(D)(a) Statement showing Shareholding Pattern**

| Sr. no.  | Category of shareholder<br>(II)  | Number of shareholders<br>(III) | Total number of shares<br>(IV) | Number of shares held in dematerialized form<br>(V) | Total shareholding as a percentage of total number of shares |                                     | Shares Pledged or otherwise encumbered |  |
|--|--|---------------------------------|--------------------------------|---|--|-------------------------------------|--|--|
|  |  |                                 |                                |   | As a percentage of (A+B) <sup>1</sup><br>(VI)                | As a percentage of (A+B+C)<br>(VII) | Number of shares<br>(VIII)             | As a percentage (IX) = (VIII) / (IV) * 100 |
| <b>(A) Promoter and Promoter Group<sup>2</sup></b> |  |                                 |                                |   |  |                                     |  |  |
| <b>(1) Indian</b>                                  |  |                                 |                                |   |  |                                     |  |  |
| (a)  | Individuals/Hindu Undivided Family   | 4                               | 24769718                       | 24769718  | 10.18  | 10.18                               | 13632108                               | 55.04                                      |
| (b)  | Central Government/State Government(s)                                       | 0                               | 0                              | 0   | 0.00   | 0.00                                | 0                                      | 0  |
| (c)  | Bodies Corporate   | 3                               | 104564838                      | 104564838   | 42.99  | 42.99                               | 104564838                              | 100.00                                     |
| (d)  | Financial Institutions/Banks   | 0                               | 0                              | 0   | 0.00   | 0.00                                | 0                                      | 0  |
| (e)  | Any Other (Total)  | 16                              | 20109942                       | 20109942  | 8.27   | 8.27                                | 2779715                                | 13.82                                      |
| (e1)   | Directors  | 2                               | 124473                         | 124473  | 0.05   | 0.05                                | 0                                      | 0.00                                       |
| (e2)   | RELATIVES OF PROMOTERS/DIRECTORS   | 14                              | 19985469                       | 19985469  | 8.22   | 8.22                                | 2779715                                | 13.91                                      |
|  | <b>Sub-Total (A)(1)</b>  | 23                              | 149444498                      | 149444498   | 61.43  | 61.43                               | 120976661                              | 80.95                                      |
| <b>(2) Foreign</b>                                 |  |                                 |                                |   |  |                                     |  |  |
| (a)  | Individuals (Non-Resident Individuals/Foreign Individuals)                   | 0                               | 0                              | 0   | 0.00   | 0.00                                | 0                                      | 0.00                                       |
| (b)  | Bodies Corporate   | 0                               | 0                              | 0   | 0.00   | 0.00                                | 0                                      | 0.00                                       |
| (c)  | Institutions   | 0                               | 0                              | 0   | 0.00   | 0.00                                | 0                                      | 0.00                                       |
| (d)  | Qualified Foreign Investor   | 0                               | 0                              | 0   | 0.00   | 0.00                                | 0                                      | 0.00                                       |
| (e)  | Any Other (Total)  | 0                               | 0                              | 0   | 0.00   | 0.00                                | 0                                      | 0.00                                       |
|  | <b>Sub-Total (A)(2)</b>  | 0                               | 0                              | 0   | 0.00   | 0.00                                | 0                                      | 0.00                                       |
|  | <b>Total Shareholding of Promoter and Promoter Group (A) = (A)(1)+(A)(2)</b> | 23                              | 149444498                      | 149444498   | 61.43  | 61.43                               | 120976661                              | 80.95                                      |
| <b>(B) Public shareholding<sup>3</sup></b>         |  |                                 |                                |   |  |                                     |  |  |
| <b>(1) Institutions</b>                            |  |                                 |                                |   |  |                                     |  |  |
| (a)  | Mutual Funds/UTI   | 1                               | 2084                           | 2084  | 0.00   | 0.00                                | N.A.                                   | N.A.                                       |
| (b)  | Financial Institutions/Banks   | 6                               | 1610289                        | 1610289   | 0.66   | 0.66                                | N.A.                                   | N.A.                                       |
| (c)  | Central Government/State Government(s)                                       | 0                               | 0                              | 0   | 0.00   | 0.00                                | N.A.                                   | N.A.                                       |
| (d)  | Venture Capital Funds  | 1                               | 1490538                        | 1490538   | 0.61   | 0.61                                | N.A.                                   | N.A.                                       |
| (e)  | Insurance Companies  | 0                               | 0                              | 0   | 0.00   | 0.00                                | N.A.                                   | N.A.                                       |





|            |   |       |           |           |        |        |           |       |
|------------|---|-------|-----------|-----------|--------|--------|-----------|-------|
| (f)        | Foreign Institutional Investors   | 33    | 14077984  | 14077984  | 5.79   | 5.79   | N.A.      | N.A.  |
| (g)        | Foreign Venture Capital Investors   | 0     | 0         | 0         | 0.00   | 0.00   | N.A.      | N.A.  |
| (h)        | Qualified Foreign Investor  | 0     | 0         | 0         | 0.00   | 0.00   | N.A.      | N.A.  |
| (i)        | Any Other (Total)   | 0     | 0         | 0         | 0.00   | 0.00   | N.A.      | N.A.  |
|            | <b>Sub-Total (B)(1)</b>   | 41    | 17180895  | 17180895  | 7.06   | 7.06   | N.A.      | N.A.  |
| <b>(2)</b> | <b>Non-institutions</b>   |       |           |           |        |        |           |       |
| (a)        | Bodies Corporate  | 609   | 18442975  | 18442975  | 7.58   | 7.58   | N.A.      | N.A.  |
| (b)        | Individuals - i. Individual Shareholders Holding Nominal Share Capital Up To >Rs. 1 Lakh.       | 19293 | 6324347   | 6324347   | 2.60   | 2.60   | N.A.      | N.A.  |
|            | Individuals - ii. Individual Shareholders Holding Nominal Share Capital In Excess Of Rs. 1 Lakh | 176   | 11785754  | 11785753  | 4.84   | 4.84   | N.A.      | N.A.  |
| (c)        | Qualified Foreign Investor  | 0     | 0         | 0         | 0.00   | 0.00   | N.A.      | N.A.  |
| (d)        | Any Other (Total)   | 455   | 40080313  | 40080313  | 16.48  | 16.48  | N.A.      | N.A.  |
| (d1)       | Cleaning Member   | 185   | 2262626   | 2262626   | 0.93   | 0.93   | N.A.      | N.A.  |
| (d2)       | Directors/Relatives   | 0     | 0         | 0         | 0.00   | 0.00   | N.A.      | N.A.  |
| (d3)       | Foreign Companies   | 3     | 35604853  | 35604853  | 14.64  | 14.64  | N.A.      | N.A.  |
| (d4)       | Non-Resident Indians(Non Repat)   | 57    | 63503     | 63503     | 0.03   | 0.03   | N.A.      | N.A.  |
| (d5)       | Non-Resident Indians(Repat)   | 208   | 1979331   | 1979331   | 0.81   | 0.81   | N.A.      | N.A.  |
| (d6)       | Trusts  | 2     | 170000    | 170000    | 0.07   | 0.07   | N.A.      | N.A.  |
|            | <b>Sub-Total (B)(2)</b>   | 20533 | 76633389  | 76633388  | 31.50  | 31.50  | N.A.      | N.A.  |
|            | <b>Total Public Shareholding (B)= (B)(1)+(B)(2)</b>   | 20574 | 93814284  | 93814283  | 38.57  | 38.57  | N.A.      | N.A.  |
|            | <b>TOTAL (A)+(B)</b>  | 20597 | 243258782 | 243258781 | 100.00 | 100.00 | 120976661 | 49.73 |
| (C)        | Shares held by Custodians and against which Depository Receipts have been issued                | 0     | 0         | 0         | N.A.   | 0.00   | N.A.      | N.A.  |
| C1         | Promoter and Promoter Group   | 0     | 0         | 0         | N.A.   | 0.00   | N.A.      | N.A.  |
| C2         | Public  | 0     | 0         | 0         | N.A.   | 0.00   | N.A.      | N.A.  |
|            | <b>GRAND TOTAL (A)+(B)+(C)</b>  | 20597 | 243258782 | 243258781 | 100.00 | 100.00 | 120976661 | 49.73 |

<sup>1</sup>For determining public shareholding for the purpose of Clause 40A.

<sup>2</sup>For definitions of "Promoter" and "Promoter Group", refer to Clause 40A.


<sup>3</sup>For definitions of "Public Shareholding", refer to Clause 40A.

**FOR D B REALTY LIMITED**

*(Signature)*  
**COMPANY SECRETARY**

**(D)(b) Statement showing Shareholding of persons belonging to the category "Promoter and Promoter Group"**

| Sr. No. | Name of the shareholder<br>(II)            | PAN of the Shareholder<br>(III) | Total Shares held |   | Shares pledged or otherwise encumbered |  |   | Details of warrants             |  | Details of convertible securities             |  | Total shares (including underlying shares assuming full conversion of warrants and convertible securities) as a % of diluted share capital<br>(XIII) |
|---------|--|---------------------------------|-------------------|---|--|--|---|---------------------------------|--|---|--|--|
|         |  |                                 | Number<br>(IV)    | as a % of grand total<br>(A) + (B) + (C)<br>(V) | Number<br>(VI)                         | as a percentage<br>(VII) = (VI) / (IV) * 100<br>(VIII) | as a % of grand total<br>(A) + (B) + (C) of sub-clause (D)(a)<br>(VIII) | Number of warrants held<br>(XI) | As a % total number of warrants of the same class<br>(X) | Number of convertible securities held<br>(XI) | As a % total number of convertible securities of the same class<br>(XII) |  |
| 1       | Vinod Goenka, Aseela Goenka                | AEUPG7032A                      | 13632108          | 5.60  | 13632108                               | 100.00   | 5.60  | 0                               | 0  | 0   | 0  | 5.60   |
| 2       | Vinod Goenka HUF                           | AACHV2614M                      | 9405502           | 3.87  | 0                                      | 0.00   | 0.00  | 0                               | 0  | 0   | 0  | 3.87   |
| 3       | Vinod Goenka                               | AEUPG7032A                      | 1632108           | 0.67  | 0                                      | 0.00   | 0.00  | 0                               | 0  | 0   | 0  | 0.67   |
| 4       | Vinod Gonka, Aseela Goenka                 | AEUPG7032A                      | 100000            | 0.04  | 0                                      | 0.00   | 0.00  | 0                               | 0  | 0   | 0  | 0.04   |
| 5       | Aseela Goenka, Sunita Goenka, Alok Agarwal | AABTG7907K                      | 12000000          | 4.93  | 0                                      | 0.00   | 0.00  | 0                               | 0  | 0   | 0  | 4.93   |
| 6       | Aseela Goenka, Vinod Goenka                | AAGPG0297D                      | 2779715           | 1.14  | 2779715                                | 100.00   | 1.14  | 0                               | 0  | 0   | 0  | 1.14   |
| 7       | Aseela Vinod Goenka                        | AAGPG0297D                      | 2740177           | 1.13  | 0                                      | 0.00   | 0.00  | 0                               | 0  | 0   | 0  | 1.13   |
| 8       | Aseela Goenka, Vinod Goenka                | AAGPG0297D                      | 923500            | 0.38  | 0                                      | 0.00   | 0.00  | 0                               | 0  | 0   | 0  | 0.38   |
| 9       | Karim Gulamali Morani                      | ABAPM4701D                      | 399643            | 0.16  | 0                                      | 0.00   | 0.00  | 0                               | 0  | 0   | 0  | 0.16   |



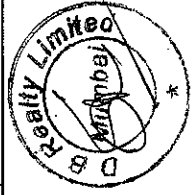


|    |                                  |            |           |       |           |        |       |   |      |   |      |   |   |   |   |   |   |   |       |
|----|----------------------------------|------------|-----------|-------|-----------|--------|-------|---|------|---|------|---|---|---|---|---|---|---|-------|
| 10 | Mohammed Gulamali Morani         | AADPM1264F | 380612    | 0.16  | 0         | 0.00   | 0     | 0 | 0    | 0 | 0    | 0 | 0 | 0 | 0 | 0 | 0 | 0 | 0.16  |
| 11 | Ali Gulamali Morani              | ABAPM4586G | 171276    | 0.07  | 0         | 0.00   | 0     | 0 | 0    | 0 | 0    | 0 | 0 | 0 | 0 | 0 | 0 | 0 | 0.07  |
| 12 | Shabana Balwa                    | AEGPB5464H | 153090    | 0.06  | 0         | 0.00   | 0     | 0 | 0    | 0 | 0    | 0 | 0 | 0 | 0 | 0 | 0 | 0 | 0.06  |
| 13 | Wahida Balwa, Asif Balwa         | AAEPB3443L | 78445     | 0.03  | 0         | 0.00   | 0     | 0 | 0    | 0 | 0    | 0 | 0 | 0 | 0 | 0 | 0 | 0 | 0.03  |
| 14 | Ishaq Balwa                      | AACP0309D  | 74340     | 0.03  | 0         | 0.00   | 0     | 0 | 0    | 0 | 0    | 0 | 0 | 0 | 0 | 0 | 0 | 0 | 0.03  |
| 15 | Mohammed Balwa                   | AACP0308C  | 74340     | 0.03  | 0         | 0.00   | 0     | 0 | 0    | 0 | 0    | 0 | 0 | 0 | 0 | 0 | 0 | 0 | 0.03  |
| 16 | Salim Balwa                      | AABPB2668J | 74340     | 0.03  | 0         | 0.00   | 0     | 0 | 0    | 0 | 0    | 0 | 0 | 0 | 0 | 0 | 0 | 0 | 0.03  |
| 17 | Salim Usman Balwa                | AABPB2668J | 50133     | 0.02  | 0         | 0.00   | 0     | 0 | 0    | 0 | 0    | 0 | 0 | 0 | 0 | 0 | 0 | 0 | 0.02  |
| 18 | Mohammad Salim Balwa             | AOJPB0731Q | 85886     | 0.04  | 0         | 0.00   | 0     | 0 | 0    | 0 | 0    | 0 | 0 | 0 | 0 | 0 | 0 | 0 | 0.04  |
| 19 | Sabina Salim Balwa               | AACP0312L  | 50000     | 0.02  | 0         | 0.00   | 0     | 0 | 0    | 0 | 0    | 0 | 0 | 0 | 0 | 0 | 0 | 0 | 0.02  |
| 20 | Usman Balwa                      | AACP0313M  | 74445     | 0.03  | 0         | 0.00   | 0     | 0 | 0    | 0 | 0    | 0 | 0 | 0 | 0 | 0 | 0 | 0 | 0.03  |
| 21 | Neelkamal Tower Construction LLP | ABIFN1649N | 53997818  | 22.20 | 53997818  | 100.00 | 22.20 | 0 | 0    | 0 | 0    | 0 | 0 | 0 | 0 | 0 | 0 | 0 | 22.20 |
| 22 | Neelkamal Tower Construction LLP | ABIFN1649N | 39117020  | 16.08 | 39117020  | 100.00 | 16.08 | 0 | 0    | 0 | 0    | 0 | 0 | 0 | 0 | 0 | 0 | 0 | 16.08 |
| 23 | Neelkamal Tower Construction LLP | ABIFN1649N | 11450000  | 4.71  | 11450000  | 100.00 | 4.71  | 0 | 0    | 0 | 0    | 0 | 0 | 0 | 0 | 0 | 0 | 0 | 4.71  |
|    | TOTAL                            |            | 149444498 | 61.43 | 120976661 | 80.95  | 49.73 | 0 | 0.00 | 0 | 0.00 | 0 | 0 | 0 | 0 | 0 | 0 | 0 | 61.43 |

N.B. Sr Nos. 21 to 23 includes 2,93,55,963 shares taken on loan basis from the other persons falling under Promoter and Promoter Group category taken in the years 2008 and 2009 to meet the security requirement for facility availed from ICICI Bank, UK PLC.

**D(c) Statement showing Shareholding of persons belonging to the category "Public" and holding more than 1% of the total number of shares**

| Sr. No. | Name of the shareholder                        | PAN of the Shareholder | Number of shares | Shares as a percentage of total number of shares {i.e., Grand Total (A)+(B)+(C) indicated in Statement at para (I)(a) above} | Details of warrants     |   | Details of convertible securities     |  | Total shares (including underlying shares assuming full conversion of warrants and convertible securities) as a % of diluted |
|---------|--|------------------------|------------------|--|-------------------------|---|---------------------------------------|--|--|
|         |  |                        |                  |  | Number of warrants held | As a % total number of warrants of the same class | Number of convertible securities held | % w.r.t total number of convertible securities of the same class |  |
| 1       | Walkinson Investments Ltd                      | AAACW9013A             | 14587500         | 6.00   | 0                       | 0   | 0                                     | 0  | 6  |
| 2       | Bollywood Mauritius Holdings                   | AAECB1278N             | 11167891         | 4.59   | 0                       | 0   | 0                                     | 0  | 4.59   |
| 3       | IIRF Holdings VI Ltd                           | AACCI1714J             | 9849462          | 4.05   | 0                       | 0   | 0                                     | 0  | 4.05   |
| 4       | Samruddhi Equities And Securities Services Ltd | AABCB6529P             | 2601528          | 1.07   | 0                       | 0   | 0                                     | 0  | 1.07   |
| 5       | Mavi Investment Fund Ltd                       | AAECM5148A             | 2584686          | 1.06   | 0                       | 0   | 0                                     | 0  | 1.06   |
| 6       | Jhunjhunwala Rekha Paresh                      | AAEPJ2191B             | 2500000          | 1.03   | 0                       | 0   | 0                                     | 0  | 1.03   |
|         | TOTAL  |                        | 43291067         | 17.80  | 0                       | 0.00  | 0                                     | 0.00   | 17.8   |



**D(c) Statement showing Shareholding of persons belonging to the category "Public" and holding more than 5% of the total number of shares**

| Sr. No. | Name of the shareholder   | PAN of the Shareholder | Number of shares | Shares as a percentage of total number of shares {i.e., Grand Total (A)+(B)+(C) indicated in Statement at para (I)(a) above} | Details of warrants     |   | Details of convertible securities     |  | Total shares (including underlying shares assuming full conversion of warrants and convertible securities) as a % of diluted |
|---------|---------------------------|------------------------|------------------|--|-------------------------|---|---------------------------------------|--|--|
|         |                           |                        |                  |  | Number of warrants held | As a % total number of warrants of the same class | Number of convertible securities held | % w.r.t total number of convertible securities of the same class |  |
|         | Walkinson Investments Ltd | AAACW9013A             | 14587500         | 6.00   | 0                       | 0.00  | 0                                     | 0.00   | 6.00   |
|         | TOTAL                     |                        | 14587500         | 6.00   | 0                       | 0.00  | 0                                     | 0.00   | 6.00   |

**D(d) Statement showing details of locked-in shares**

| Sr. No. shareholder | PAN of the Shareholder | Number of locked-in shares | Locked-in shares as a percentage of total number of shares {i.e., Grand Total (A)+(B)+(C) indicated in Statement at para (I)(a) above} |
|---------------------|------------------------|----------------------------|--|
| TOTAL               |                        | 0                          | 0.00   |

**D(e) Statement showing details of Depository Receipts (DRs)**

| Sr. No. DR (ADRs, GDRs, SDRs, etc.) | Number of outstanding DRs | Number of shares underlying outstanding DRs | Shares underlying outstanding DRs as a percentage of total number of shares {i.e., Grand Total (A)+(B)+(C) indicated in Statement at para (I)(a) above} |
|-------------------------------------|---------------------------|---|---|
| TOTAL                               | 0                         | 0   | 0.00  |

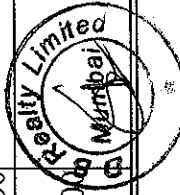


**(II)(b) Statement showing holding of Depository Receipts (DRs), where underlying shares held by 'promoter/promoter group' are in excess of 1% of the total number of shares**

| Sr. No. | Name of the DR Holder | Type of outstanding DR (ADRs, GDRs, SDRs, etc.) | Number of shares underlying outstanding DRs | Shares underlying outstanding DRs as a percentage of total number of shares {i.e., Grand Total (A)+(B)+(C) indicated in Statement at para (I)(a) above} |
|---------|-----------------------|---|---|---|
|         |                       | TOTAL   | 0   | 0.00  |

**(III) (a) Statement showing the voting pattern of shareholders, if more than one class of shares/securities is issued by the issuer.**

| Sr. no. | Category of shareholder  | Number of Voting Rights held in each class of securities |              |             | Total Voting Rights (III+IV+V) (VI) | Total Voting Rights i.e. (VI)  |                                   |
|---------|--|--|--------------|-------------|-------------------------------------|--------------------------------|-----------------------------------|
|         |  | Class X (III)  | Class Y (IV) | Class Z (V) |                                     | As a percentage of (A+B) (VII) | As a percentage of (A+B+C) (VIII) |
| (I)     | Promoter and Promoter Group <sup>2</sup>                                     |  |              |             |                                     |                                |                                   |
| (A)     | Indian   |  |              |             |                                     |                                |                                   |
| (a)     | Individuals/Hindu Undivided Family   | 0  | 0            | 0           | 0                                   | 0.00                           | 0.00                              |
| (b)     | Central Government/State Government(s)                                       | 0  | 0            | 0           | 0                                   | 0.00                           | 0.00                              |
| (c)     | Bodies Corporate   | 0  | 0            | 0           | 0                                   | 0.00                           | 0.00                              |
| (d)     | Financial Institutions/Banks   | 0  | 0            | 0           | 0                                   | 0.00                           | 0.00                              |
| (e)     | Any Other (Total)  | 0  | 0            | 0           | 0                                   | 0.00                           | 0.00                              |
|         | <b>Sub-Total (A)(1)</b>  | 0  | 0            | 0           | 0                                   | 0.00                           | 0.00                              |
| (2)     | Foreign  |  |              |             |                                     |                                |                                   |
| (a)     | Individuals (Non-Resident Individuals/Foreign Individuals)                   | 0  | 0            | 0           | 0                                   | 0.00                           | 0.00                              |
| (b)     | Bodies Corporate   | 0  | 0            | 0           | 0                                   | 0.00                           | 0.00                              |
| (c)     | Institutions   | 0  | 0            | 0           | 0                                   | 0.00                           | 0.00                              |
| (d)     | Qualified Foreign Investor   | 0  | 0            | 0           | 0                                   | 0.00                           | 0.00                              |
| (e)     | Any Other (Total)  | 0  | 0            | 0           | 0                                   | 0.00                           | 0.00                              |
|         | <b>Sub-Total (A)(2)</b>  | 0  | 0            | 0           | 0                                   | 0.00                           | 0.00                              |
|         | <b>Total Shareholding of Promoter and Promoter Group (A) = (A)(1)+(A)(2)</b> | 0  | 0            | 0           | 0                                   | 0.00                           | 0.00                              |







| <b>(B) Public shareholding</b> |   |   |   |   |   |   |   |      |
|--------------------------------|---|---|---|---|---|---|---|------|
| <b>(1)</b>                     | <b>Institutions</b>   |   |   |   |   |   |   |      |
| (a)                            | Mutual Funds/UTI  | 0 | 0 | 0 | 0 | 0 | 0 | 0.00 |
| (b)                            | Financial Institutions/Banks  | 0 | 0 | 0 | 0 | 0 | 0 | 0.00 |
| (c)                            | Central Government/State Government(s)  | 0 | 0 | 0 | 0 | 0 | 0 | 0.00 |
| (d)                            | Venture Capital Funds   | 0 | 0 | 0 | 0 | 0 | 0 | 0.00 |
| (e)                            | Insurance Companies   | 0 | 0 | 0 | 0 | 0 | 0 | 0.00 |
| (f)                            | Foreign Institutional Investors   | 0 | 0 | 0 | 0 | 0 | 0 | 0.00 |
| (g)                            | Foreign Venture Capital Investors   | 0 | 0 | 0 | 0 | 0 | 0 | 0.00 |
| (h)                            | Qualified Foreign Investor  | 0 | 0 | 0 | 0 | 0 | 0 | 0.00 |
| (h)                            | Any Other (Total)   | 0 | 0 | 0 | 0 | 0 | 0 | 0.00 |
|                                | <b>Sub-Total (B)(1)</b>   | 0 | 0 | 0 | 0 | 0 | 0 | 0.00 |
| <b>(2)</b>                     | <b>Non-institutions</b>   |   |   |   |   |   |   |      |
| (a)                            | Bodies Corporate  | 0 | 0 | 0 | 0 | 0 | 0 | 0.00 |
| (b)                            | Individuals - i. Individual Shareholders Holding Nominal Share Capital Up To >Rs. 1 Lakh.       | 0 | 0 | 0 | 0 | 0 | 0 | 0.00 |
|                                | Individuals - ii. Individual Shareholders Holding Nominal Share Capital In Excess Of Rs. 1 Lakh | 0 | 0 | 0 | 0 | 0 | 0 | 0.00 |
| (c)                            | Qualified Foreign Investor  | 0 | 0 | 0 | 0 | 0 | 0 | 0.00 |
| (d)                            | Any Other (Total)   | 0 | 0 | 0 | 0 | 0 | 0 | 0.00 |
|                                | <b>Sub-Total (B)(2)</b>   | 0 | 0 | 0 | 0 | 0 | 0 | 0.00 |
|                                | <b>Total Public Shareholding (B) = (B)(1)+(B)(2)</b>  | 0 | 0 | 0 | 0 | 0 | 0 | 0.00 |
|                                | <b>TOTAL (A)+(B)</b>  | 0 | 0 | 0 | 0 | 0 | 0 | 0.00 |
| (C)                            | Shares held by Custodians and against which Depository Receipts have been issued                | 0 | 0 | 0 | 0 | 0 | 0 | 0.00 |
| C1                             | Promoter and Promoter Group   | 0 | 0 | 0 | 0 | 0 | 0 | 0    |
| C2                             | Public  | 0 | 0 | 0 | 0 | 0 | 0 | 0    |
|                                | <b>GRAND TOTAL (A)+(B)+(C)</b>  | 0 | 0 | 0 | 0 | 0 | 0 | 0.00 |